

THE ARTISTRY OF **INJECTABLES**

Comprehensive Training For Your Practice

**Patient Safety: Consultation,
Selection & Informed Consent**

Karol A Gutowski, MD, FACS

Private Practice

University of Chicago

University of Illinois



Patient Consultation

Overall patient goals

“Ideal” Assessment

- Skin evaluation (with esthetician)
- Top-down facial aging assessment
 - May not be needed in all patients
- Facial proportions
- Demonstrate what neuromodulators do vs fillers/stimulators
 - Use your own patient examples

Need to discuss

- Duration
- Costs
- Injection results vs other treatments or surgery

Patient Education: Types of Lines

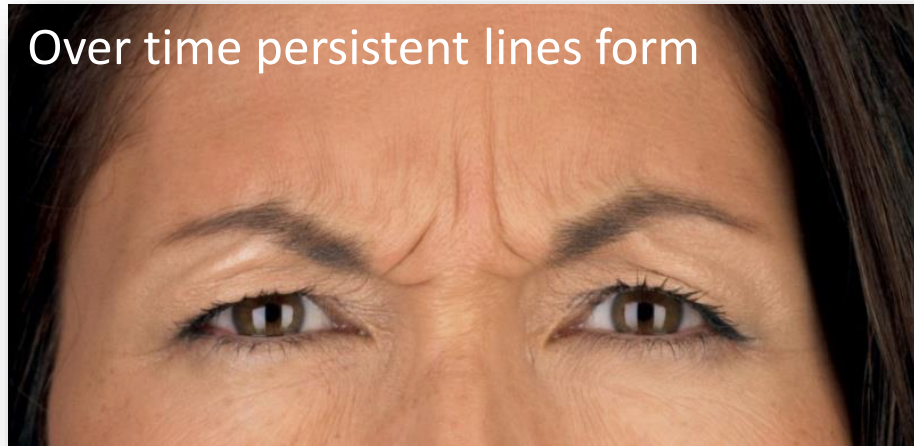
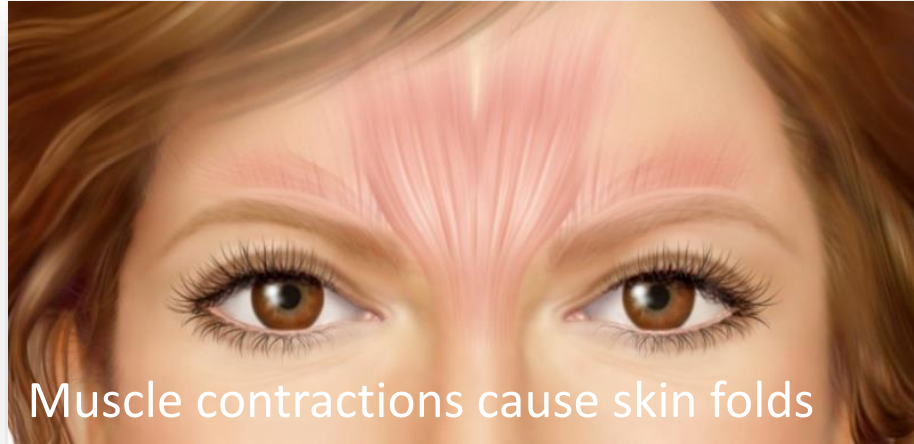
Lines at rest (Static)



Lines with movement (Dynamic)



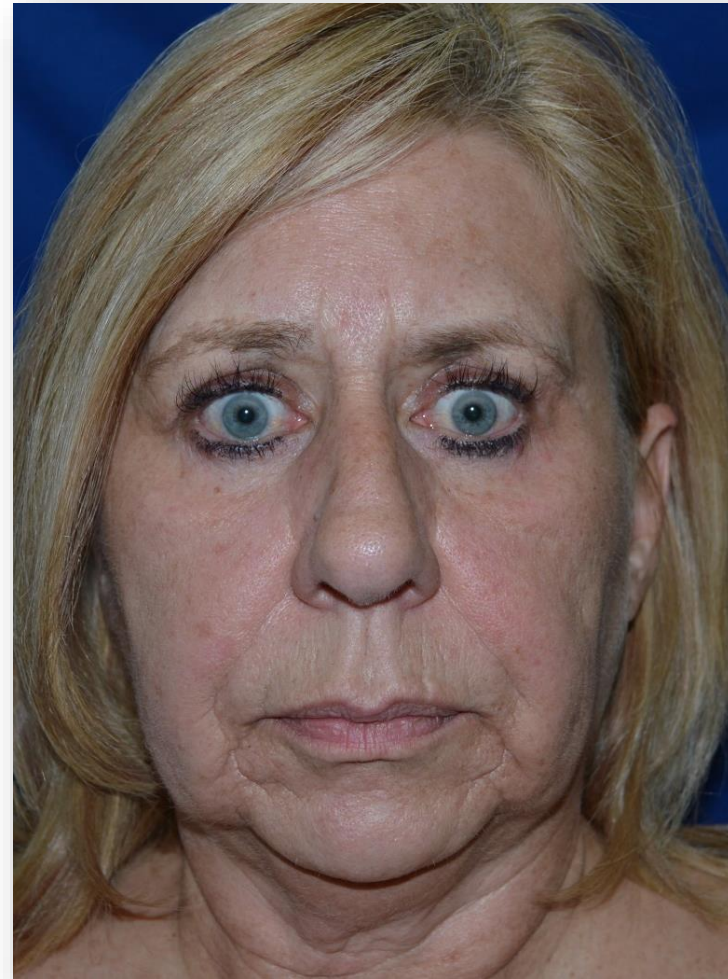
Patient Education: Causes of Lines & Wrinkles



Patient Selection: Injection vs Surgery

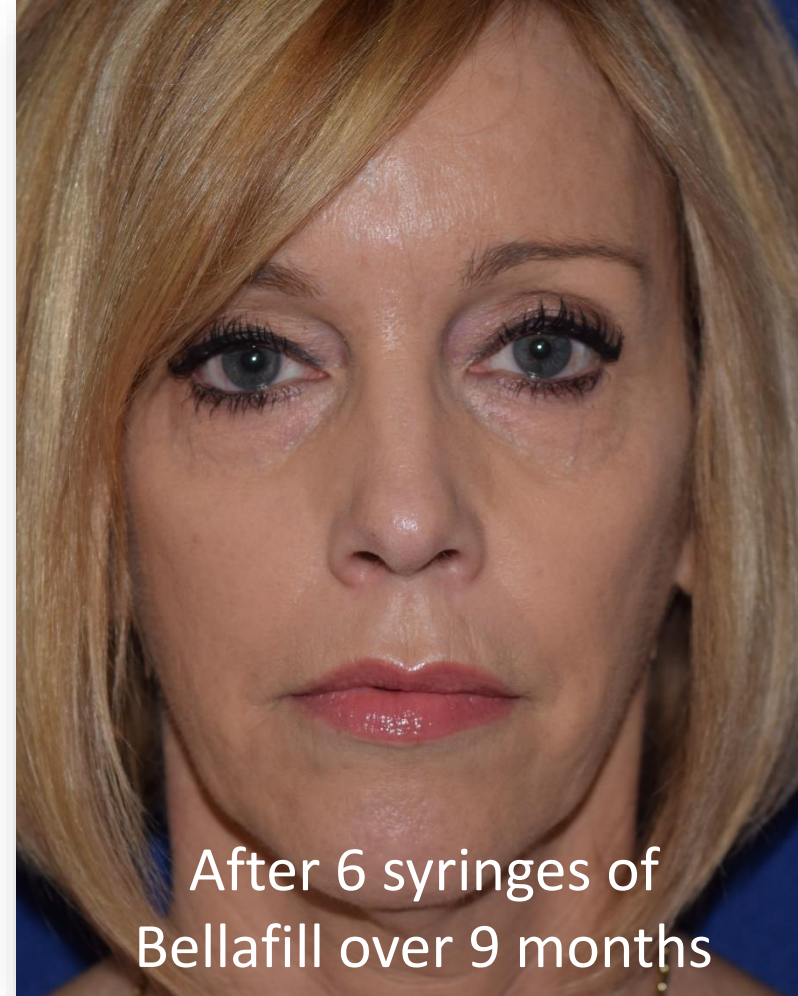


Volume Loss
Fillers



Volume Descent
Facelift

Patient Education: Process & Amount Needed



After 6 syringes of
Bellafill over 9 months

Patient Education: The 4 R's



Neuromodulator + Bellafill + Fractional CO2

Four R's of Rejuvenation

- **Relax** muscle
 - Neuromodulator
- **Refill** volume loss
 - Filler or stimulator
- **Resurface** the skin
 - Lasers, skin care, peels
- **Re-Lift** the tissue
 - Surgery

Factors in Unfavorable Outcomes

- Patient selection
- Undertreatment
- Anatomic site
- Product selection
- Technique
- Judgment (overfill/under correction)
- Patient expectations
- Tissue damage

Use Assessment Scale to Set Expectations

Wrinkle Scale

Grade 1 ~ 0.3 cc per side

Grade 2 ~ 0.6 cc per side

Grade 3 ~ 0.6 cc per side

Grade 4 ~ 1.0 cc per side

Grade 5 ~ 1.0 cc per side



How severe is the crease

How much filler is needed

What result to expect

Photo documentation to Measure Results

Flash Off



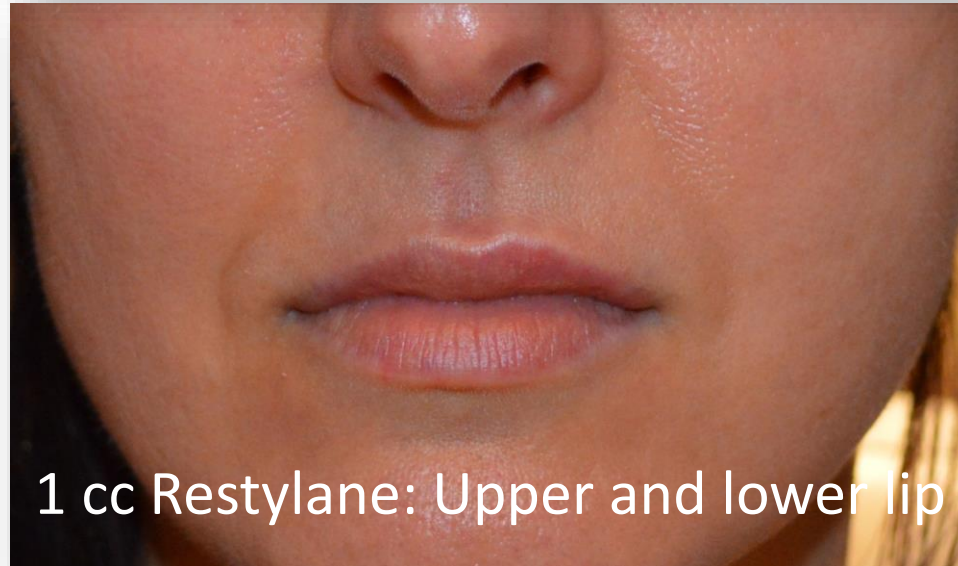
After 1.5 cc Radiesse

Flash On



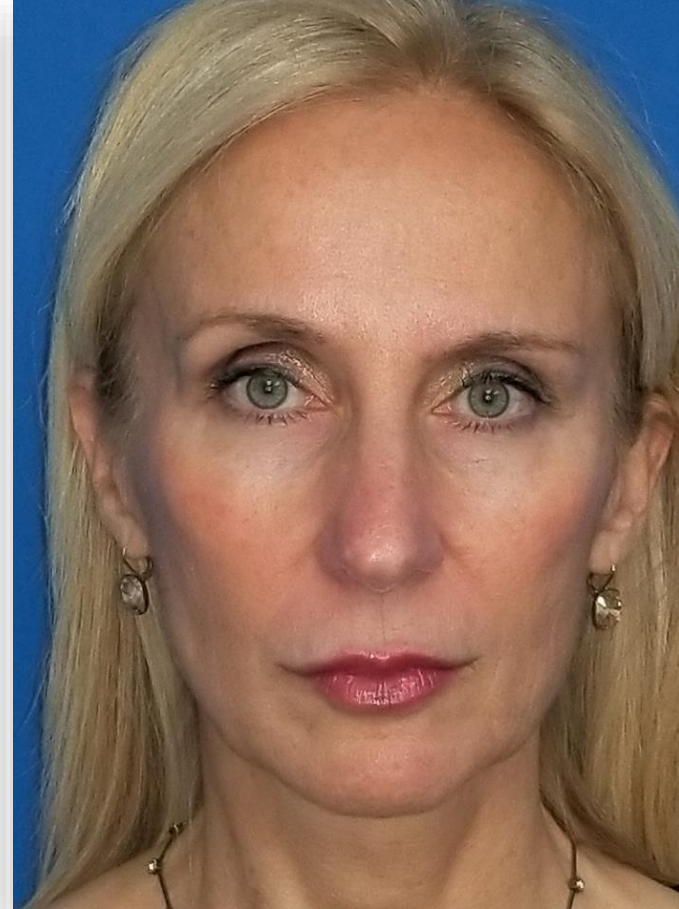
After 1.5 cc Radiesse

“I don’t see a difference!” Pictures Don’t Lie



1 cc Restylane: Upper and lower lip

Don't Believe Everything on Instagram



What products did I use and how much?

Don't Believe Everything on Instagram



Before



5 seconds later
Camera pulled back



15 minutes later
Makeup applied

Same Patient but with Fillers not Photo Tricks



After Sculptra x 2 vials

Patient Comfort

First time anxiety

Comfort techniques

- Topical anesthetic (some swelling)
 - 23% Lidocaine + 7% Tetracaine x 20 minutes
- 2% Lidocaine + epinephrine at injection sites
 - 0.15 mL with 31G needle
- Nerve blocks (rare)
- Distraction device
- Smallest needle vs Cannula
- Slow injections
- Lidocaine in product
 - Add to Sculptra
- Cooling packs?



Fillers & Stimulators Informed Consent

Normal Side Effects

- Bruising, swelling, discoloration
 - Don't do this 3 days before your wedding!

Annoying Side Effects

- Minor lumps & nodules, product migration
 - Massage, observe
 - Hyaluronidase

Serious Complications

- Tissue damage
- Vision loss, hearing loss, CVA
- Long-term nodules, granulomas, infection



Vascular Compromise

- Any site on the face
- Cannula may be safer
- Sudden tissue blanching or discoloration
- Sudden vision or neurologic change
- Delayed “bruise”
- **All patients need to have your direct phone number**
- Send pictures with any concerns and see immediately
- At least 8 vials of hyaluronidase (150 units) available
- Know a local HBO facility



THE ARTISTRY OF **INJECTABLES**

Comprehensive Training For Your Practice

**Patient Safety: Consultation,
Selection & Informed Consent**

Karol A Gutowski, MD, FACS

Questions?

Karol@DrGutowski.com

